



## Estimation of Geomagnetic Storm of Solar Cycle 24 Based on Solar Wind and Magnetic Field Parameters

---

Anwar Santoso and Dyah Rahayu Martiningrum

EasyChair preprints are intended for rapid dissemination of research results and are integrated with the rest of EasyChair.

September 27, 2021

# Estimation of Geomagnetic Storm of Solar Cycle 24 Based On Solar Wind and Magnetic Field Parameters

Anwar Santoso and Dyah Rahayu Martiningrum

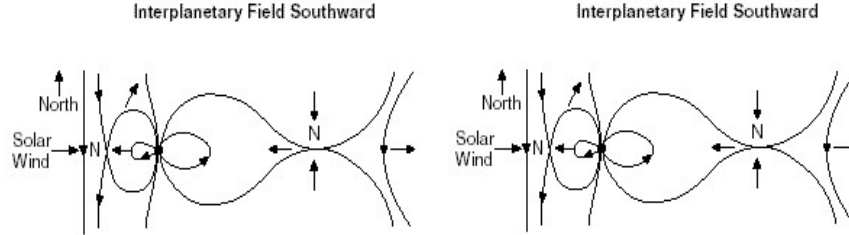
Space Science Center, LAPAN  
Jalan Dr. Djundjuran 133 Bandung, West Java - Indonesia  
[anwar.santoso@lapan.go.id](mailto:anwar.santoso@lapan.go.id) and [war92\\_2000@yahoo.com](mailto:war92_2000@yahoo.com)

**Abstract.** Geomagnetic storms are important phenomena in space weather research and also one of the parameters provided in the LAPAN space weather service, SWIFtS (Space Weather Information and Forecast Service). Some of the geomagnetic storm prediction models have been developed. In 2017, a geomagnetic storm model was developed based on the behavior of the solar wind parameters and Southward interplanetary magnetic field ( $B_z(-)$ ) by using data during 1996-2006, namely  $Dst(P_{Total})$ . In this paper, we estimate the geomagnetic storms event during 2015-2020 by using  $P_{Total}$  model. From analyzed obtained that the  $Dst(P_{Total})$  model has a good in accuracy. This can be seen from the mean deviation value between  $Dst$  data and model output. The mean deviation value between  $Dst$  data and model outp This can be seen from the average value of deviation between data and model output ( $P_{Total}$ ) is (-) 29.4%. Likewise, the average value of the lag time between data and model output is 2.4%.

**Keywords:** solar wind parameter, geomagnetic storm, space weather, interplanetary magnetic field.

## 1. Introduction

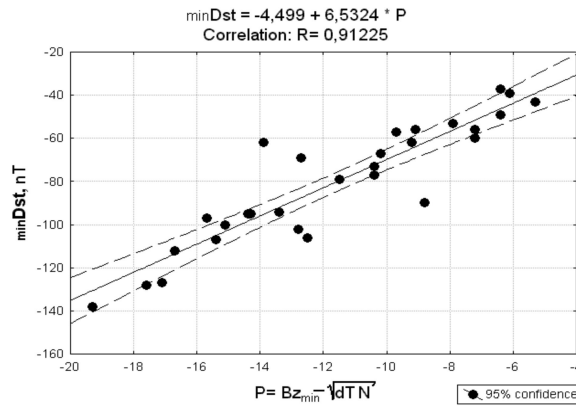
The Sun as the driving source of space weather is the Coronal Mass Ejection (CME) event. The CME ejects energetic particles that propagate toward to the Earth as the solar wind. A natural phenomenon that appears as a result of the CME is a geomagnetic storm after the "interplanetary shock". Its formation and intensity are determined by the behavior of the solar wind parameter and the southward interplanetary magnetic field ( $B_z(-)$ ) when reconnection takes place. At this moment, there will be an injection of energetic particles carried by the solar wind into the Earth's magnetosphere. The amount of injection of energized particles can determine the intensity of the geomagnetic storm it forms (Burton et al., 1975; O'Brien and McPherron, 2000; Ballatore and Gonzalez, 2003, Russell, 2006; Mayaud, 1980; Gonzales et al., 1994; Nagatsuma, 2002; Crooker, 2000; Kivelson and Russell, 1995; Gopalswamy, 2009; Boudouridis, et al., 2004; Russel, 2006; Khabarova, 2007; Santoso, 2010; Guido, 2016). It illustration is as shown in Figure 1.



**Fig. 1.** The illustration of the formation of a geomagnetic storm after the "interplanetary shock". Bz IMF dominant play a role in the formation of geomagnetic storms (Ballatore and Gonzales, 2003)

Geomagnetic storms are an important space weather research so that many models of geomagnetic storms have been built (Lundstedt and Wintoft., (1994); Burton et al., 1975; O'Brien and McPherron, 2000; Ballatore and Gonzalez, 2003; and Khabarova, 2007 and 2012; Friman, 2020; Kim et al., 2014; Gruet et al., 2018; Chakraborty and Morley, 2020; Uwamahoro and Habarulema, 2014; Myagkova et al., 2017).

So we assumed that solar wind behavior and Bz IMF before geomagnetic storm is important role plays. Khabarova (2007) was studied relation between solar wind before geomagnetic storm. She's result as shown in Figure 2.



**Fig. 2.** The relationship between the minimum Dst to the increase in the solar wind pressure (Nsw) and southward Bz

Based on Figure 2, then equation (1) and equation (2) are obtained

$$P = B_{zmin} - \sqrt{NdT} \tag{1}$$

$$Dst = 4,5P + 6,5 \tag{2}$$

Where  $dT$  is timespand between N reach maximum with Bz southward reach minimum.

In 2010, Santoso also studied the behavior of solar wind components together with Bz IMF before geomagnetic storm using data during 1996-2001. He obtained 48 of geomagnetic storm events, 9 of them affected dominantly by solar wind speed ( $V_{sw}$ ), 18 of them affected dominantly by solar wind density ( $V_{sw}$ ) and 17 of them affected by solar wind speed and density with the strength.

Because of geomagnetic storms is one of the issued in the Space Weather Information and Forecst Service, (SWIFtS) Program at the Center for Space Science, Lapan. The research of geomagnetic storm predictions have been done too in Lapan. Santoso et al., (2017) were developed the estimation geomagnetic storm method using data from 1996-2006 based Khabarova's and Santoso's results. Santoso et al. adopted and then assumed equation (1) as function of  $V_{sw}$ , and get

$$P_{Bz-V_{sw}} = B_{z-min} - \sqrt{V dT} \quad (3)$$

Where  $P$  is a fit linier and  $dT$  is the time duration between minimum Bz and  $V_{sw}$  peak,

So, from equations (1) and (3), obtained Equation (4)

$$P_{tot} = P + P_{Bz-V_{sw}} \quad (4)$$

From equation (4), we calculated relation between  $P_{total}$  and minimum Dst. The result is as shown in Figure 3.

From Figure 3, we obtained,

$$Dst = 1,599(P_{total}) - 34,48 \quad (5)$$

Where  $P_{Total}$  is the parameter of the total fitting between  $N_{sw}$  and  $V_{sw}$  together with Bz IMF to Dst.

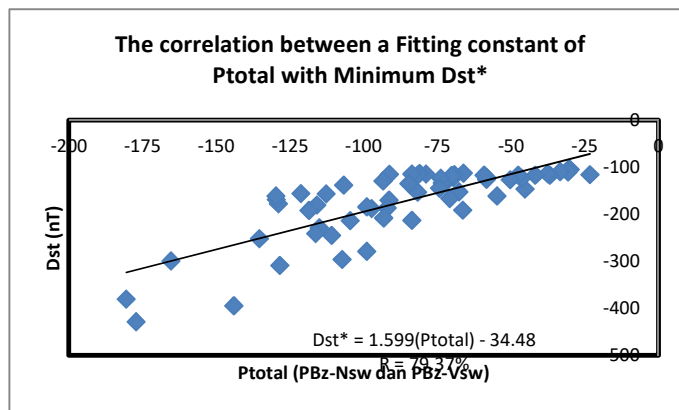
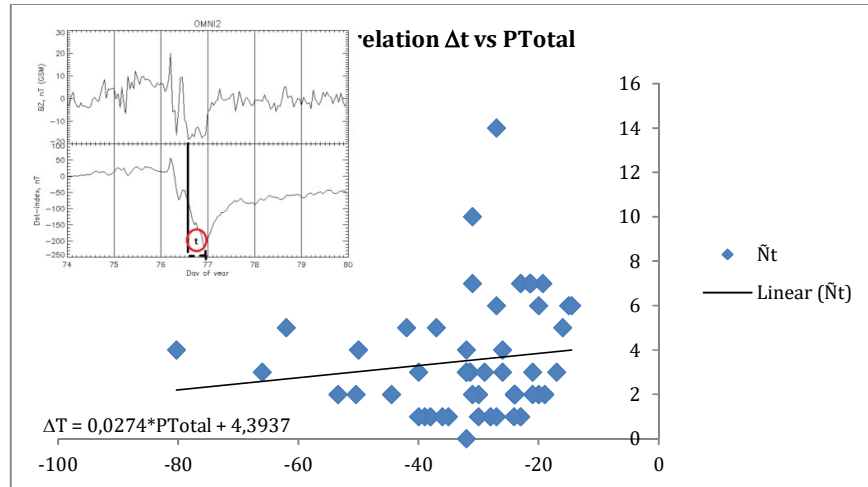


Fig. 3. The correlation between  $P_{total}$  ( $P_{Bz-Nsw} + P_{Bz-V_{sw}}$ ) with minimum Dst

Meanwhile, for the time lag estimation between the time when Bz reaches minimum and Dst reaches minimum ( $\Delta t$ ) by using 62 strong geomagnetic storm events ( $Dst < -100$  nT) identified during 1996-2006. The results are as shown in Figure 4.



**Fig. 4.** The correlation value between  $\Delta T$  and  $P_{Total}$

From Figure 4, obtained equations:

$$\Delta t = 0,0274(P_{Total}) + 4,3937 \quad (6)$$

So, equations (4), (5), and (6) will test to estimation geomagnetic storm.

In this paper, will doing the estimation of geomagnetic storm during 2015-2020 uses a model based on equations (4), (5) and (6). It is hoped that the result can providing decision support system tool for help SWIFtS activities.

## 2. DATA AND METHOD

### 2.1. Data

The data used are the Dst index from [http://wdc.kugi.kyoto-u.ac.jp/dst\\_final/index.html](http://wdc.kugi.kyoto-u.ac.jp/dst_final/index.html), the solar wind component (Speed,  $V_{SW}$ , density,  $N_{SW}$ , and pressure,  $P_{SW}$ ) and the Bz IMF component. from <http://omniweb.gsfc.nasa.gov/form/dx1.html> during 2015-2020.

### 2.2. Method

Evaluating Dst data to collect geomagnetic storm during 2015-2020. Then determined the  $P_{TOT}$  using equation (4) furthermore, estimation geomagnetic storm using equation (5). For determine the time lag used equation (6). The model output was compared with data statistically to see its deviation.

### 3. Results and Discussion

The identification of Dst index during 2015-2020 obtained 9 geomagnetic storm events with a scale strong (Dst < -100 nT), as shown in Table 1.

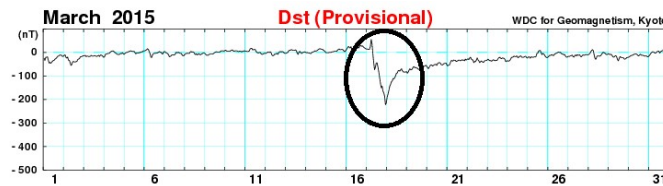
**Table 1.** List of strong geomagnetic storm events (Dst < -100 nT) during 2015-2020

No	Date of the geomagnetic occurred	Intensity (nT)	T-DstMin (UT)
1	17-March-15	-222	23.00
2	23-Jun-15	-204	05.00
3	7 Oct 2015	-124	23.00
4	20 Dec 2015	-155	23.00
5	1-Jan-16	-110	01.00
6	13 Oct 2016	-104	24.00
7	28 May 2017	-125	08.00
8	8-Sep-17	-124	02.00
9	26 Aug 2018	-174	07.00

From 9 of strong geomagnetic storm events for case study, 9 of strong geomagnetic storm events will used as case studies.

#### Case study I: Geomagnetic Storm event on March 17, 2015

The geomagnetic storm on 17 March 2015 was categorized as a major geomagnetic storm with an intensity of Dst = -222 nT and minimum Dst was occurred at 23.00 UT on 17 March 2015 (06.00 West Indonesia Time (WIT) on 18 March 2015). This geomagnetic storm assumed triggered by Halo CME event on March 15, 2015 at 01:36 UT (07:36 WIT on March 15, 2015) with class M. Furthermore, 70.5 hours later it major geomagnetic storm (Major Storm) type SC has generated with Dst = -222 nT on March 17, 2015 at 23:00. UT (06.00 WIT on 18 March 2015).



**Fig. 5.** A strong geomagnetic storm (Dst = -222 nT) on 17 March 2015 at 23:00 UT (18 March 2015 at 06.00 WIT) was detected by the Dst data index ([http://wdc.kugi.kyoto-u.ac.jp/dst\\_provisional/201503/index.html](http://wdc.kugi.kyoto-u.ac.jp/dst_provisional/201503/index.html))

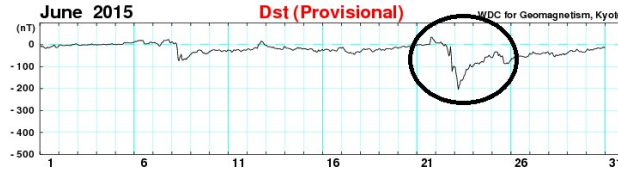
Using equations (4), (5) and (6) then estimation of the intensity and time lag of geomagnetic storm is done. The results are as follows:

**Table 2.** Values of Dst and  $\Delta T$  from the observation data and values of  $P_{Total}$ ,  $Dst(P_{Total})$ , and  $T(P_{Total})$  as output of the geomagnetic storm event model on 17 March 2015

Bz	N	V	T1	T2	PBz-Nsw	PBz-Vsw	Ptot
-18,1	33,7	614	9	3	-35,5155	-61,0185	-96,534
NT Data = 8 hour							
17-19 March 2015							
Dst-Data	Dst*						
-222	-226,351	Dst*(PBz-Nsw)			DTPBz-N	3,289335	
	-188,838	Dst*(Ptotal)			DTPTotal	1,748667	

### Case study II: Geomagnetic storm event on June 23, 2015

The geomagnetic storm on June 23, 2015 was categorized as a strong geomagnetic storm (Major Storm) with an intensity of Dst = -204 nT and time of minimum Dst was occurred at 05.00 UT (12.00 WIT) on 23 June 2015. This geomagnetic storm is estimate triggered by Halo CME event on June 21, 2015 at 02:36 UT with class M with speed 1366 km/s. Furthermore, 10.5 hours later it generated a strong-scale geomagnetic storm (Major Storm) type SC with Dst = -204 nT on June 23, 2015 at 05:00. UT (12.00 WIT on June 23, 2015)



**Fig. 6.** A strong geomagnetic storm (Dst = -204 nT) on June 23, 2015 at 05:00 UT (June 23, 2015 at 12.00 WIT) was detected by the Dst data index ([http://wdc.kugi.kyoto-u.ac.jp/dst\\_provisional/201506/index.html](http://wdc.kugi.kyoto-u.ac.jp/dst_provisional/201506/index.html))

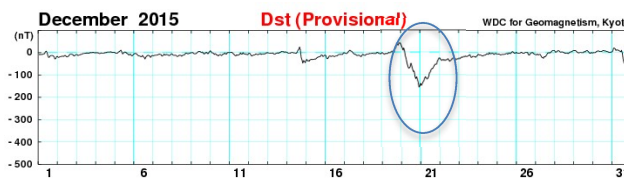
By using equations (4), (5) and (6) an estimation of the intensity and time lag of geomagnetic storm is done. The results are as follows:

**Table 3.** Values of Dst and  $\Delta T$  from the observation data and values of  $P_{Total}$ ,  $Dst(P_{Total})$ , and  $T(P_{Total})$  as output from the geomagnetic storm event model on June 23, 2015

Bz	N	V	T1	T2	P1	P1	Ptot
-22,2	40,4	673	0	0	-22,2	-22,2	-44,4
NT Data = 9 hour							
22-24 June 2015							
Dst	Dst*						
-204	-139,8	Dst*(PBz-Nsw)			DTPBz-Nsw	3,00596	
	-105,476	Dst*(Ptotal)			DTPTotal	3,17714	

### Case study III: Geomagnetic storm event on December 20, 2015

The geomagnetic storm on December 20, 2015 was categorized as a strong geomagnetic storm (Major Storm) with an intensity of  $Dst = -155$  nT and time of a minimum  $Dst$  occurring at 23.00 UT on December 20, 2015 (06.00 WIT on December 21, 2015). This geomagnetic storm is estimate triggered by double Halo CME, namely on December 16, 2015 at 09.36 UT and at 14.24 UT, both are C classes. Furthermore, 135.5 hours later they generated a strong scale geomagnetic storm (Major Storm) type SC with  $Dst = -155$  nT on December 20, 2015 at 23.00 UT (06.00 WIT on December 21, 2015).



**Fig. 7.** A strong geomagnetic storm ( $Dst = -155$  nT) on December 20, 2015 at 23:00 UT (December 21, 2015 at 06.00 WIT) was detected by the  $Dst$  data index ([http://wdc.kugi.kyoto-u.ac.jp/dst\\_provisional/201512/index.html](http://wdc.kugi.kyoto-u.ac.jp/dst_provisional/201512/index.html))

By using equations (4), (5) and (6) an estimation of the intensity and time lag of geomagnetic storm is done. The results are as follows:

**Table 4.** Values of  $Dst$  and  $\Delta T$  from the observation data and values of  $P_{Total}$ ,  $Dst(P_{Total})$ , and  $T(P_{Total})$  as output from the geomagnetic storm event model on December 20, 2015

Bz	N	V	T1	T2	P1	P1	Ptot
-17	62,7	418	12	7	-44,429911	-71,0925	-115,522
NT Data = 1 hour							
19-21 Des 2015							
Dst	Dst*						
-155	-284,294	Dst*(PBz-Nsw)			DTPBz-Nsw	3,362875	
	-219,2	Dst*(Ptotal)			DTPTotal	1,228386	

By using the same method as shown in the case studies above, estimation for 9 of strong geomagnetic storm events are done. The results are summarized and as shown in Table 5.



**Table 5.** Values of Dst and  $\Delta T$  from the observation data and values  $P_{Total}$ ,  $Dst(P_{Total})$ , and  $T(P_{Total})$  as output from 9 of geomagnetic storm as case study.

No	Date of Geomagnetic storm	Intensity (nT)	Time of Dst min	PBz - Nsw	Ptotal	Output Model Dst		Dev Dst Model-Data (%)		Time lag of data (Hour)	Time of output model (Hour)		Dev $\Delta T$ Model-Data (%)	
						Dst (PBz-Nsw)	Dst (Ptotal)	PBz-Nsw	Ptotal		PBz-Nsw	Ptotal	PBz-Nsw	Ptotal
1	17-Mar-15	-222	23.00	35,5	-96,5	-226	-188,8	1,80	-14,69	8	3,3	1,8	-58,8	-77,5
2	23-Jun-15	-204	05.00	22,2	-44,4	-140	-105,5	-31,37	-70,36	9	3,3	1,8	-63,3	-80
3	7 Oct 2015	-124	23.00	16,6	-84,7	-104	-169,9	-16,13	44,15	8	3,3	1,8	-58,8	-77,5
4	20 Dec 2015	-155	23.00	44,4	-115,5	-284	-219,2	83,23	22,60	1	3,3	1,8	230	80
5	1-Jan-16	-110	01.00	-31	-107,7	-197	-206,8	79,09	49,14	4	3,3	1,8	-17,5	-55
	13 Oct 2016	-103	18.00	39,1	-115,2	-250	-218,8	142,72	46,32	1	3,3	1,2	230	20
6	28 May 2017	-125	08.00	40,4	-91,54	-258	-180,9	106,4	21,67	6	3,1	1,9	-48,3	-68,3
7	8-Sep-17	-124	02.00	32,2	-56,4	-205	-124,7	65,32	0,34	1	3,1	2,9	210	190
8	26 Aug 2018	-174	07.00	24,6	-91,1	-155	-180,2	-10,94	4	1	3,4	1,9	240	80
Average Value								46,68	11,46				73,71	2,41

From Table 5, obtained that the geomagnetic storm method namely  $Dst(P_{Total})$  has has good accuracy. This can be seen from the average value of deviation between data and model output ( $Dst(P_{Total})$ ) is (-)29.4%. Likewise, the average value of the lag time between data and model output ( $\Delta t(P_{Total})$ ) is 2.4%. The results obtained in above also show that the superposition of the density and speed of the solar wind became complements for the results. Although in some geomagnetic storm events there are the model results that have low accuracy. This requires further analysis to find the answer.

#### 4. Conclusion

The behavior of the solar wind parameters with Bz IMF before a geomagnetic storm can determine intensity and formation of a geomagnetic storm. Estimation of geomagnetic storm by using  $Dst(P_{Total})$  method has a good in accuracy. This can be seen from the average value of deviation between data and model output  $Dst(P_{Total})$  is (-)29.4%. Likewise, the average value of the lag time between data and model output  $\Delta t(P_{Total})$  is 2.4%.

#### ACKNOWLEDGMENT

Thanks to the website administrators from <http://omniweb.gsfc.nasa.gov/cgi/nx1.cgi> for free access to solar wind parameter data, etc. and the interplanetary magnetic field (IMF) and <http://wdc.kugi.kyoto-u.ac.jp> for free access Dst index data.

## References

- Ballatore P., and Gonzalez W. D., 2003, *On the estimates of ring current injection and decay*, Earth Planets Space, **55**, 427-435.
- Boudouridis, A., E. Zesta, L. R. Lyons, P. C. Anderson, and D. Lummerzheim, 2004, *Magnetospheric reconnection driven by solar wind pressure fronts*, Ann. Geophys., **22**, 1367– 1378.
- Burton, R. K., R. L. McPherron, and C. T. Russell, 1975, *An empirical relationship between interplanetary conditions and Dst*, J. Geophys. Res., **80**, 4204–4214.
- Chakraborty S. and Morley S. K., 2020, Probabilistic prediction of geomagnetic storm and the Kp index, J. Space Weather Space Clim. **10**, 36
- Crooker N. U., 2000, “*Solar and Heliospheric Geoeffective disturbances*”, J. Atm. Sol. Terr., **62**, pp. 1071-1085.
- Gonzales, W.D., J.A. Joselyn, Y. Kamide, H.W. Kroehl, G. Rostoker, B.T. Tsurutani, and V.M. Vasyliunas, 1994, “*What is a geomagnetic storm?*”, Journal of Geophysical Research, **99**, pp. 5771-5792.
- Gopalswamy N., 2009, *Halo coronal Mass ejections and geomagnetic storm*, Earth Planet Space, **61**, 1-3.
- Guido, R. M. D., 2016, Coronal Mass Ejections during Geomagnetic Storm on Earth, Int. Journal of Astronomy, **5**(2), pp. 19-24.
- Fridman M., 2020, Neural network applications in geomagneti storm prognosis basis on the pre-storm occurrence of magnetic island in the solar wind, EGU General Assembly, <https://doi.org/10.5194/egusphere-egu2020-1848>.
- Gruet M. A., Chandorkar M., Sicard A., Camporeale E., 2018, Multiple-Hour-Ahead Forecats of the Dst index using a combination of long short term memory neural network and gaussian process, AGU 100 Advancing Earth and Space Science, DOI. 10.1029/2018SW001898.
- Khabarova O. V., 2012, Possible ways of space weather prediction improvement, Sun and Geosphere, **2**(1), pp 32-37.
- Khabarova O. V., 2007, *Current problems of magnetic storm prediction and Possible ways of their solving*, Sun and Geosphere, 32-37, **2**(1).
- Kim R. S., Gopalswamy N., Park Y. D., Kim Y. H., 2014, Two-step forecast of geomagnetic storm using coronal mass ejection and solar wind condition, AGU Space weather, DOI 10.1002/2014SW001033.
- Kivelson M. G., and Russell C. T., 1995, “*Introduce of plasma physics*”, Prentice-Hall.
- Lundstedt, H. and P. Wintoft, 1994, *Prediction of geomagnetic storms from solarwind data with the use of a neural network*, Ann. Geophys., **12**, 19–24.
- Mayaud, P. N., 1980, *Derivation, Meaning and Use of Geomagnetic Indices*, Geophys. Monograph, vol. 22, AGU, Washington, DC.
- Myagkova I., Shiroky V., and Dolenko S., 2017, Prediction of geomagnetic indexes with the help of artificial neural networks, E3S Web of Conference Solar Terrestrial Relation and Physics of Erathquake Precursors, DOI: 10.1051/e3sconf/20172002011
- Nagatsuma T., 2002, “*Geomagnetic storm*”, Journal of the communications research laboratory, **49**, No. 3.

- O'Brien, T. P. and R. L. McPherron, 2000, *An empirical phase space analysis of ring current dynamics: Solar wind control of injection and decay*, J. Geophys. Res., **105**, 7707-7720.
- Russell C.T, 2006, *The solar wind interaction with the Earth's Magnetosphere : Tutorial*, Department of Earth and space sciences and Institute of Geophysics and Space Physics of University of California, Los Angeles.
- Santoso A., 2010, Identifikasi Kondisi Angin matahari (Solar Wind) Untuk Prediksi Badai Geomagnet, Prosiding Pertemuan Ilmiah XXIV HFI Jateng & DIY, Semarang, pp. 275-283, 10 April 2010.
- Santoso A., Ruhimat M., Kesumaningrum R., dan Filawati S., 2017, Estimasi Badai Geomagnet Berdasarkan Perilaku Parameter Angin Surya Dan Bz Imf Sebelum Badai Geomagnet, Buku Bunga Rampai Hasil Riset Cuaca Antariksa.
- Uwamahoro J., and Habarulema J. B., 2014, Empirical modeling of the storm time geomagnetic indices: a comparison between the local K and global Kp indices, Earth, planets and Space, 66:95